

Signify Classified - Internal
Cooper Lighting Solutions Photometric Lab
1121 Highway 74 South
Peachtree City, GA 30269



Scaled data based on original data using
LM-79-08 Approved Method: Electrical and Photometric Measurements of Solid-
State Lighting Products

Test Report Prepared for
Cooper Lighting Solutions
(formerly Eaton)

Brand: STREETWORKS

Report Number: P867535

Luminaire Tested: **MEM2-HTN-SA-70-722-U-T2U**

Issue Date: 08/21/2024



Test Information

Test Method: LM-79-08
Report Number: P867535
Test Lab: INNOVATION CENTER(G3)
Issue Date: 08/21/2024
Manufacturer: COOPER LIGHTING SOLUTIONS (FORMERLY EATON)
Product Line: STREETWORKS
Catalog Number: MEM2-HTN-SA-70-722-U-T2U
Description: EPIC MODERN TALL HOUSING DISCRETE LED ARRAYS 70W 70CRI 2200K
FIXTURE w/ TYPE II URBAN DISTRIBUTION OPTIC
Light Source: (20) 2200K CCT, 70 CRI LEDS
Ballast/Driver: ELECTRONIC DRIVER

Summary

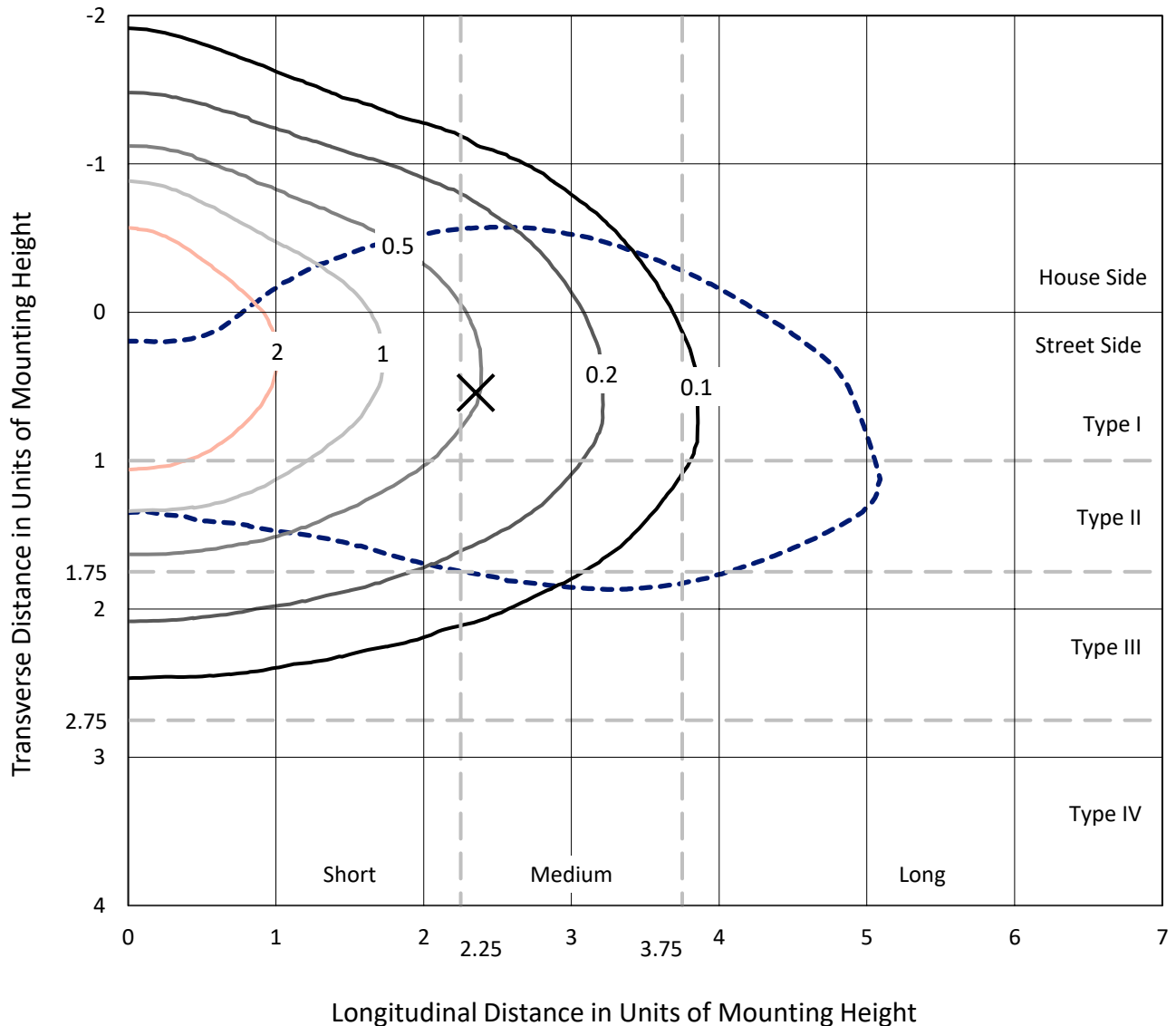
Lumens per Lamp: N/A
Luminaire Lumens: 8100.5 lumens
Efficiency: N/A
Efficacy: 132.8 lumens/watt
Luminous Opening: Rectangular (W 0.67' x L: 0.33' x H: 0')
IES Classification: Type III - Medium
BUG Rating: B2 - U0 - G2

Input Watts (W): 61
Input Voltage (V): 120
Input Current (A_{in}): NR
Voltage Rise (V): NR
Power Factor: 0.99
Total Harmonic Distortion (THDi): 9.89%
Frequency (hertz): 60
Stabilization Time: NR
Operation Time: NR
Ambient Temperature (°C): NR
Test Distance: 24 FT

REPORT NUMBER: P867535
 CATALOG NUMBER: MEM2-HTN-SA-70-722-U-T2U

Iso-Footcandle Lines of Horizontal Illumination

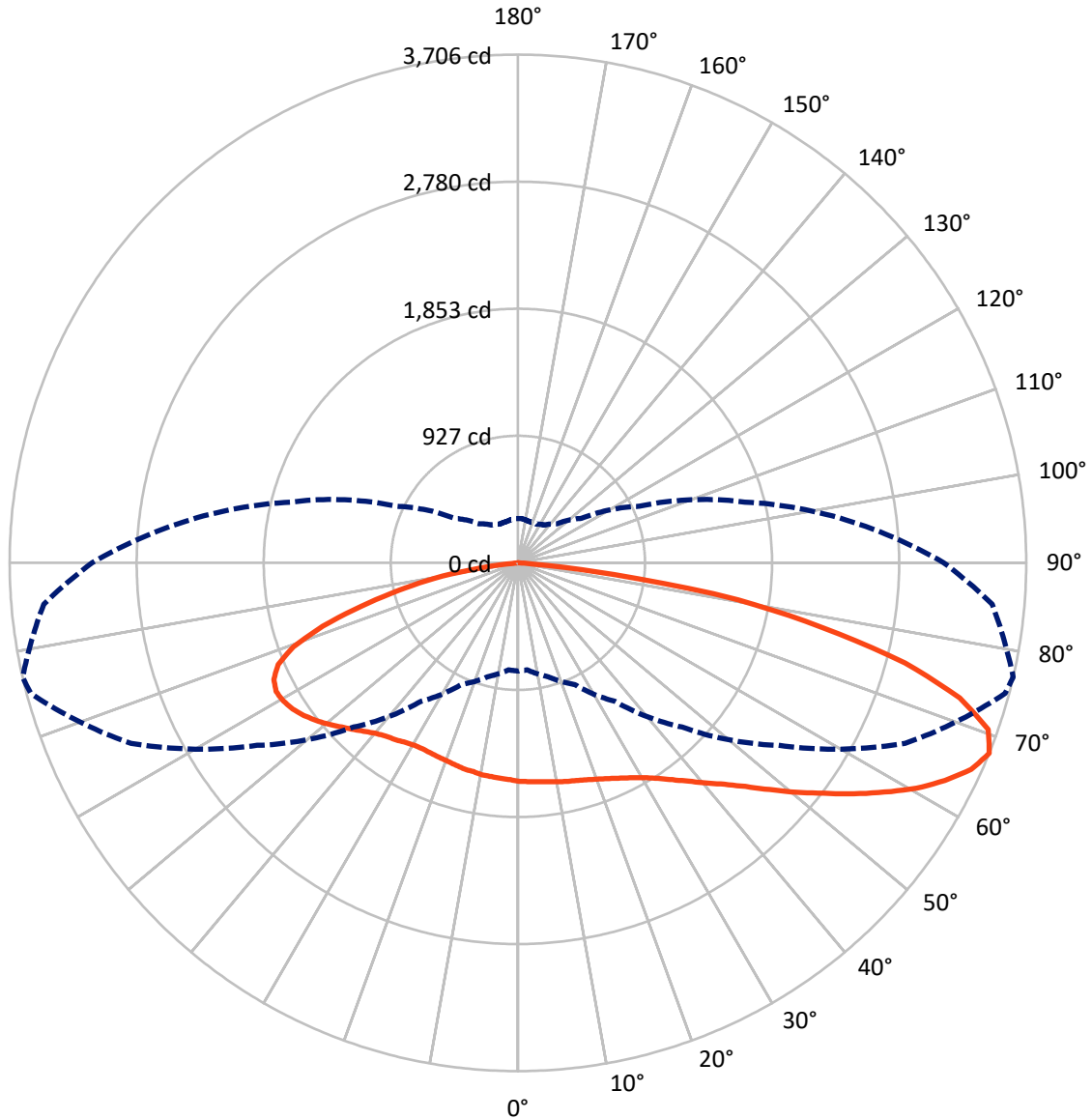
× Max cd
 - - - 1/2 Max cd



Based on 20 foot mounting height. Maximum calculated value = 4.4 fc
 Type III - Medium - N/A

REPORT NUMBER: P867535
CATALOG NUMBER: MEM2-HTN-SA-70-722-U-T2U

Luminous Intensity Polar Plot



— Vertical Plane Through 77-Deg Lateral - - - Horizontal Cone Through 67.5-Deg Vertical

REPORT NUMBER: P867535
 CATALOG NUMBER: MEM2-HTN-SA-70-722-U-T2U

FLUX DISTRIBUTION:

		Downward	Upward	Total
House Side	Lumens	2693.7	0.0	2693.7
	% Fixture	33.3	0.0	33.3
Street Side	Lumens	5406.8	0.0	5406.8
	% Fixture	66.7	0.0	66.7
Total	Lumens	8100.5	0.0	8100.5
	% Fixture	100.0	0.0	100.0

ZONAL LUMENS:

Zone	Lumens	% Fixture
0°-10°	153.1	1.9
10°-20°	464.2	5.7
20°-30°	782.7	9.7
30°-40°	1110.7	13.7
40°-50°	1405.2	17.3
50°-60°	1539.4	19.0
60°-70°	1488.0	18.4
70°-80°	1000.8	12.4
80°-90°	156.4	1.9
90°-100°	0.0	0.0
100°-110°	0.0	0.0
110°-120°	0.0	0.0
120°-130°	0.0	0.0
130°-140°	0.0	0.0
140°-150°	0.0	0.0
150°-160°	0.0	0.0
160°-170°	0.0	0.0
170°-180°	0.0	0.0
0°-90°	8100.5	100.0
0°-180°	8100.5	100.0

Coefficient of Utilization



REPORT NUMBER: P867535

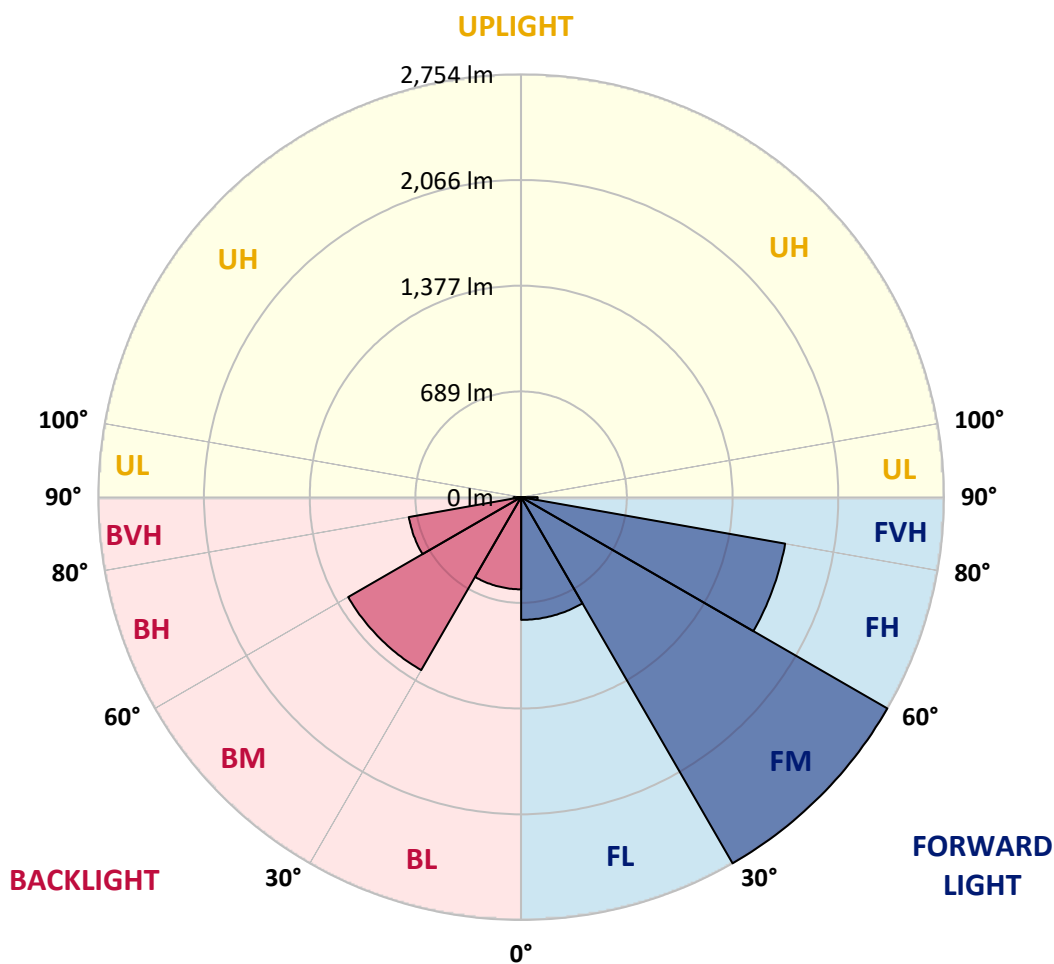
CATALOG NUMBER: MEM2-HTN-SA-70-722-U-T2U

LUMINAIRE CLASSIFICATION SYSTEM LUMEN TABLE AND BUG RATING:

Zone	Lumens	% Fixture	Zone Rating/Lumen Limit		
			B	U	G
FL (0°-30°)	799.5	9.9			
FM (30°-60°)	2754.3	34.0			
FH (60°-80°)	1745.9	21.6			G1/1800
FVH (80°-90°)	107.1	1.3			G2/225
BL (0°-30°)	600.5	7.4	B2/1000		
BM (30°-60°)	1301.0	16.1	B2/2500		
BH (60°-80°)	742.9	9.2	B2/1000		G2/1000
BVH (80°-90°)	49.3	0.6			G1/100
UL (90°-100°)	0.0	0.0		U0/0	
UH (100°-180°)	0.0	0.0		U0/0	

BUG Rating: B2-U0-G2

Type III Medium





REPORT NUMBER: P867535

CATALOG NUMBER: MEM2-HTN-SA-70-722-U-T2U

CANDELA DISTRIBUTION (FULL):

	0°	5°	15°	25°	35°	45°	55°	65°	75°	77°	85°
0°	1592.6	1592.6	1592.6	1592.6	1592.6	1592.6	1592.6	1592.6	1592.6	1592.6	1592.6
2.5°	1627.9	1626.3	1618.3	1621.5	1611.9	1618.3	1608.7	1600.6	1599.0	1597.4	1599.0
5°	1679.2	1671.1	1663.1	1658.3	1650.3	1647.1	1631.1	1615.1	1605.5	1603.9	1600.6
7.5°	1738.4	1735.2	1724.0	1717.6	1695.2	1684.0	1661.5	1632.7	1618.3	1611.9	1603.9
10°	1799.3	1807.3	1792.9	1780.1	1754.5	1730.4	1692.0	1655.1	1626.3	1623.1	1605.5
12.5°	1874.6	1873.0	1863.4	1841.0	1810.5	1776.9	1730.4	1679.2	1640.7	1634.3	1608.7
15°	1941.9	1940.3	1927.5	1906.7	1866.6	1825.0	1762.5	1703.2	1655.1	1645.5	1615.1
17.5°	2004.4	2001.2	1993.2	1970.8	1921.1	1869.8	1808.9	1730.4	1672.7	1661.5	1619.9
20°	2058.9	2062.1	2052.5	2030.1	1983.6	1929.1	1852.2	1765.7	1695.2	1682.4	1634.3
22.5°	2118.2	2119.8	2115.0	2107.0	2047.7	1990.0	1906.7	1805.7	1720.8	1708.0	1650.3
25°	2180.7	2182.3	2185.5	2180.7	2113.4	2050.9	1962.8	1855.4	1756.1	1738.4	1672.7
27.5°	2252.8	2254.4	2260.8	2251.2	2179.1	2113.4	2025.2	1908.3	1792.9	1773.7	1692.0
30°	2334.5	2340.9	2336.1	2332.9	2249.6	2185.5	2087.7	1962.8	1841.0	1817.0	1725.6
32.5°	2432.2	2430.6	2421.0	2411.4	2326.5	2259.2	2158.2	2033.3	1900.3	1873.0	1780.1
35°	2502.7	2502.7	2488.3	2483.5	2405.0	2334.5	2235.1	2111.8	1967.6	1941.9	1837.8
37.5°	2546.0	2552.4	2541.2	2544.4	2469.1	2403.4	2312.0	2191.9	2041.3	2018.8	1908.3
40°	2562.0	2578.0	2587.6	2600.5	2525.1	2469.1	2393.8	2278.4	2135.8	2110.2	1993.2
42.5°	2565.2	2589.2	2622.9	2650.1	2565.2	2518.7	2472.3	2366.5	2228.7	2206.3	2086.1
45°	2549.2	2538.0	2619.7	2622.9	2587.6	2558.8	2541.2	2472.3	2363.3	2326.5	2201.5
47.5°	2427.4	2414.6	2437.0	2539.6	2560.4	2576.4	2611.7	2595.6	2497.9	2469.1	2334.5
50°	2230.3	2223.9	2313.7	2424.2	2493.1	2574.8	2669.3	2714.2	2646.9	2629.3	2502.7
52.5°	1905.1	1887.5	2070.1	2284.8	2405.0	2558.8	2709.4	2836.0	2815.2	2789.5	2646.9
55°	1698.4	1698.4	1821.8	2089.3	2292.8	2501.1	2735.0	2964.2	3001.0	2972.2	2812.0
57.5°	1477.3	1494.9	1623.1	1807.3	2131.0	2395.4	2731.8	3071.5	3180.5	3153.2	2986.6
60°	1288.2	1302.6	1376.3	1562.2	1940.3	2256.0	2696.6	3159.6	3347.1	3337.5	3140.4
62.5°	1095.9	1113.6	1172.8	1347.5	1688.8	2095.7	2622.9	3207.7	3504.1	3494.5	3295.8
65°	942.1	943.7	1003.0	1148.8	1437.2	1901.9	2493.1	3198.1	3625.9	3632.3	3427.2
67.5°	788.3	783.5	860.4	979.0	1232.1	1693.6	2320.1	3113.2	3677.2	3706.0	3470.5
70°	580.0	586.4	693.8	825.2	1041.5	1453.2	2078.1	2948.1	3593.8	3638.7	3371.1
72.5°	435.8	448.6	552.8	689.0	870.0	1212.9	1813.7	2661.3	3361.5	3367.9	3068.3
75°	354.1	357.3	450.2	572.0	713.0	972.6	1456.4	2222.3	2842.4	2916.1	2606.9
77.5°	301.2	298.0	342.9	461.4	575.2	777.1	1097.5	1690.4	2231.9	2265.6	2041.3
80°	256.4	254.8	270.8	373.3	450.2	554.4	751.5	1177.7	1592.6	1629.5	1450.0
82.5°	134.6	144.2	141.0	230.7	254.8	291.6	360.5	535.2	695.4	705.0	666.5
85°	6.4	6.4	6.4	9.6	16.0	25.6	49.7	49.7	54.5	104.1	118.6
87.5°	1.6	1.6	3.2	3.2	3.2	4.8	4.8	6.4	6.4	6.4	6.4
90°	0.0	0.0	0.0	0.0	0.0	0.0	0.0	0.0	0.0	0.0	0.0



REPORT NUMBER: P867535

CATALOG NUMBER: MEM2-HTN-SA-70-722-U-T2U

CANDELA DISTRIBUTION (continued):

	90°	95°	105°	115°	125°	135°	145°	155°	165°	175°	180°
0°	1592.6	1592.6	1592.6	1592.6	1592.6	1592.6	1592.6	1592.6	1592.6	1592.6	1592.6
2.5°	1595.8	1589.4	1579.8	1581.4	1579.8	1579.8	1571.8	1565.4	1563.8	1567.0	1573.4
5°	1597.4	1587.8	1573.4	1568.6	1563.8	1560.6	1547.8	1538.2	1533.4	1536.6	1538.2
7.5°	1597.4	1583.0	1567.0	1557.4	1544.6	1535.0	1520.5	1507.7	1501.3	1502.9	1506.1
10°	1594.2	1578.2	1565.4	1546.2	1525.3	1514.1	1491.7	1475.7	1467.7	1469.3	1461.3
12.5°	1594.2	1576.6	1551.0	1533.4	1504.5	1480.5	1462.9	1445.2	1438.8	1432.4	1429.2
15°	1595.8	1573.4	1547.8	1510.9	1477.3	1451.6	1429.2	1418.0	1408.4	1405.2	1406.8
17.5°	1595.8	1573.4	1535.0	1491.7	1453.2	1421.2	1402.0	1389.2	1385.9	1382.7	1382.7
20°	1603.9	1575.0	1523.7	1472.5	1424.4	1390.8	1373.1	1365.1	1365.1	1360.3	1360.3
22.5°	1616.7	1578.2	1517.3	1456.4	1400.4	1363.5	1344.3	1334.7	1339.5	1336.3	1334.7
25°	1631.1	1589.4	1509.3	1434.0	1368.3	1329.9	1310.6	1304.2	1302.6	1294.6	1305.8
27.5°	1642.3	1597.4	1504.5	1411.6	1339.5	1294.6	1270.6	1259.4	1251.4	1254.6	1251.4
30°	1672.7	1619.9	1506.1	1392.4	1307.4	1253.0	1224.1	1211.3	1208.1	1208.1	1208.1
32.5°	1714.4	1648.7	1517.3	1384.3	1277.0	1212.9	1177.7	1164.8	1161.6	1155.2	1158.4
35°	1767.3	1692.0	1535.0	1371.5	1253.0	1166.4	1128.0	1110.4	1105.6	1099.1	1099.1
37.5°	1826.6	1735.2	1547.8	1365.1	1220.9	1118.4	1075.1	1052.7	1049.5	1043.1	1046.3
40°	1901.9	1794.5	1568.6	1352.3	1184.1	1075.1	1017.4	980.6	988.6	991.8	998.2
42.5°	1986.8	1869.8	1600.6	1339.5	1155.2	1030.2	945.3	908.5	918.1	914.9	921.3
45°	2102.2	1958.0	1640.7	1334.7	1120.0	975.8	871.6	830.0	826.8	822.0	825.2
47.5°	2222.3	2063.7	1679.2	1325.1	1081.5	908.5	788.3	735.4	722.6	716.2	709.8
50°	2347.3	2169.4	1724.0	1318.7	1030.2	833.2	705.0	644.1	620.1	612.1	604.0
52.5°	2488.3	2283.2	1762.5	1302.6	974.2	754.7	629.7	560.8	533.5	517.5	519.1
55°	2637.3	2387.4	1797.7	1283.4	910.1	681.0	554.4	496.7	469.5	464.7	464.7
57.5°	2775.1	2494.7	1823.4	1249.8	846.0	608.9	491.9	442.2	429.4	435.8	435.8
60°	2916.1	2581.2	1836.2	1212.9	780.3	548.0	448.6	408.6	402.2	415.0	416.6
62.5°	3029.9	2650.1	1833.0	1161.6	708.2	495.1	407.0	374.9	378.1	400.6	405.4
65°	3111.6	2683.8	1792.9	1084.7	639.3	448.6	370.1	339.7	339.7	355.7	360.5
67.5°	3105.2	2640.5	1712.8	977.4	565.6	402.2	336.5	312.4	312.4	323.7	322.1
70°	2973.8	2491.5	1560.6	847.6	493.5	362.1	307.6	290.0	288.4	293.2	291.6
72.5°	2658.1	2188.7	1323.5	700.2	426.2	322.1	278.8	262.8	259.6	253.2	248.3
75°	2193.5	1797.7	1033.5	557.6	360.5	283.6	251.6	237.1	224.3	232.3	227.5
77.5°	1701.6	1379.5	769.1	432.6	293.2	246.7	224.3	208.3	205.1	233.9	224.3
80°	1241.7	953.3	543.2	309.2	227.5	200.3	187.5	174.6	221.1	296.4	294.8
82.5°	551.2	459.8	248.3	147.4	105.7	88.1	73.7	83.3	139.4	136.2	141.0
85°	49.7	51.3	27.2	17.6	11.2	9.6	6.4	6.4	4.8	4.8	4.8
87.5°	6.4	6.4	4.8	4.8	3.2	3.2	3.2	3.2	1.6	1.6	1.6
90°	0.0	0.0	0.0	0.0	0.0	0.0	0.0	0.0	0.0	0.0	0.0

LM-79-2019: Approved Method: Electrical and Photometric Measurements of Solid-State Lighting Products

Report Prepared for

Cooper Lighting Solutions

Streetworks

Report Number: SP1-2407-157-2

Test Date: 08/07/2024

Luminaire Tested: MEM2-HTN-SA-40-722-U-5WQ-2

Data in this report applies to families of products including MEM2-HTN-SA-40-722-U-5WQ-2

Test Information

Test Method: LM-79-2019
 Report Number: SP1-2407-157-2
 Test Lab: COOPER LIGHTING SOLUTIONS
 Photometer: SP1 - 76IN SPHERE
 Measurement Geometry: 4π
 Issue Date: 08/20/2024
 Manufacturer: COOPER LIGHTING SOLUTIONS
 Product Line: Streetworks
 Catalog Number: **MEM2-HTN-SA-40-722-U-5WQ-2**
 Description: Epic Modern Light Square 40W 5WQ Optic and Flare Trim

Spectral Parameters

CCT (K): 2253
 CIE u': 0.2868
 CIE v': 0.5332
 Duv: -0.0014
 CIE x: 0.4974
 CIE y: 0.4110
 CIE z: 0.0915
 Peak Wavelength (nm): 603
 Dominant Wavelength (nm): 587
 Purity: 72.69432
 Rf: 76.9
 Rg: 92.7

CRI (Ra):	70.6		
R1:	68.4	R9:	-36.0
R2:	88.7	R10:	78.2
R3:	85.4	R11:	61.0
R4:	63.5	R12:	74.2
R5:	69.0	R13:	72.8
R6:	88.9	R14:	92.2
R7:	68.5	R15:	58.0
R8:	32.0		



Test Conditions

Stabilization Time: 29M
 Operation Time: 1H 29M
 Sphere Temperature (°C): 24.1

REPORT NUMBER: SP1-2407-157-2

Measurement and Test Equipment			
Instrument	Identification Number	Calibration Date	Calibration Due Date
Photometer	IN0058	6/18/2024	12/18/2024
Power Meter	INXT2011004	2/8/2024	2/8/2025
AC Power Source	IN0063	10/24/2023	10/24/2024
DC Power Source	IN0208	10/24/2023	10/24/2024
Sphere Thermometer	IN0085	10/24/2023	10/24/2024
Room Thermometer	IN0046	10/24/2023	10/24/2024

REPORT NUMBER: SP1-2407-157-2

CIE 1931 Chromaticity Diagram



CIE 1931 Chromaticity Diagram with 2017 ANSI 7-Step and 4-Step Quadrangles



Point lies inside the ANSI 2200K 4-step quadrangle

REPORT NUMBER: SP1-2407-157-2

Photopic Flux vs. Wavelength



Photopic Lumens: NR

λ (nm)	Power W [^] /nm	Lumens (ϕ /nm)	λ (nm)	Power W [^] /nm	Lumens (ϕ /nm)	λ (nm)	Power W [^] /nm	Lumens (ϕ /nm)	λ (nm)	Power W [^] /nm	Lumens (ϕ /nm)	λ (nm)	Power W [^] /nm	Lumens (ϕ /nm)
360	0	NR	490	117	NR	620	896	NR	750	20	NR	880	0	NR
365	0	NR	495	137	NR	625	838	NR	755	17	NR	885	0	NR
370	0	NR	500	160	NR	630	774	NR	760	14	NR	890	0	NR
375	0	NR	505	183	NR	635	704	NR	765	12	NR	895	0	NR
380	0	NR	510	202	NR	640	635	NR	770	10	NR	900	0	NR
385	0	NR	515	219	NR	645	565	NR	775	9	NR	905	0	NR
390	0	NR	520	235	NR	650	501	NR	780	7	NR	910	0	NR
395	0	NR	525	249	NR	655	440	NR	785	6	NR	915	0	NR
400	0	NR	530	263	NR	660	383	NR	790	5	NR	920	0	NR
405	0	NR	535	281	NR	665	332	NR	795	5	NR	925	0	NR
410	1	NR	540	302	NR	670	286	NR	800	4	NR	930	0	NR
415	3	NR	545	331	NR	675	245	NR	805	3	NR	935	0	NR
420	6	NR	550	366	NR	680	210	NR	810	3	NR	940	0	NR
425	12	NR	555	411	NR	685	178	NR	815	3	NR	945	0	NR
430	21	NR	560	469	NR	690	152	NR	820	2	NR	950	0	NR
435	38	NR	565	536	NR	695	129	NR	825	2	NR	955	0	NR
440	66	NR	570	614	NR	700	109	NR	830	2	NR	960	0	NR
445	122	NR	575	701	NR	705	92	NR	835	1	NR	965	0	NR
450	215	NR	580	785	NR	710	77	NR	840	1	NR	970	0	NR
455	236	NR	585	863	NR	715	66	NR	845	1	NR	975	0	NR
460	170	NR	590	928	NR	720	55	NR	850	1	NR	980	0	NR
465	148	NR	595	971	NR	725	47	NR	855	1	NR	985	0	NR
470	132	NR	600	994	NR	730	40	NR	860	1	NR	990	0	NR
475	104	NR	605	996	NR	735	33	NR	865	1	NR	995	0	NR
480	97	NR	610	979	NR	740	28	NR	870	1	NR	1000	0	NR
485	105	NR	615	943	NR	745	24	NR	875	0	NR			

REPORT NUMBER: SP1-2407-157-2

Scotopic Flux vs. Wavelength



Scotopic Lumens: NR

S/P: 0.96

λ (nm)	Power W [^] /nm	Lumens (φ/nm)	λ (nm)	Power W [^] /nm	Lumens (φ/nm)	λ (nm)	Power W [^] /nm	Lumens (φ/nm)	λ (nm)	Power W [^] /nm	Lumens (φ/nm)	λ (nm)	Power W [^] /nm	Lumens (φ/nm)
360	0	NR	490	117	NR	620	896	NR	750	20	NR	880	0	NR
365	0	NR	495	137	NR	625	838	NR	755	17	NR	885	0	NR
370	0	NR	500	160	NR	630	774	NR	760	14	NR	890	0	NR
375	0	NR	505	183	NR	635	704	NR	765	12	NR	895	0	NR
380	0	NR	510	202	NR	640	635	NR	770	10	NR	900	0	NR
385	0	NR	515	219	NR	645	565	NR	775	9	NR	905	0	NR
390	0	NR	520	235	NR	650	501	NR	780	7	NR	910	0	NR
395	0	NR	525	249	NR	655	440	NR	785	6	NR	915	0	NR
400	0	NR	530	263	NR	660	383	NR	790	5	NR	920	0	NR
405	0	NR	535	281	NR	665	332	NR	795	5	NR	925	0	NR
410	1	NR	540	302	NR	670	286	NR	800	4	NR	930	0	NR
415	3	NR	545	331	NR	675	245	NR	805	3	NR	935	0	NR
420	6	NR	550	366	NR	680	210	NR	810	3	NR	940	0	NR
425	12	NR	555	411	NR	685	178	NR	815	3	NR	945	0	NR
430	21	NR	560	469	NR	690	152	NR	820	2	NR	950	0	NR
435	38	NR	565	536	NR	695	129	NR	825	2	NR	955	0	NR
440	66	NR	570	614	NR	700	109	NR	830	2	NR	960	0	NR
445	122	NR	575	701	NR	705	92	NR	835	1	NR	965	0	NR
450	215	NR	580	785	NR	710	77	NR	840	1	NR	970	0	NR
455	236	NR	585	863	NR	715	66	NR	845	1	NR	975	0	NR
460	170	NR	590	928	NR	720	55	NR	850	1	NR	980	0	NR
465	148	NR	595	971	NR	725	47	NR	855	1	NR	985	0	NR
470	132	NR	600	994	NR	730	40	NR	860	1	NR	990	0	NR
475	104	NR	605	996	NR	735	33	NR	865	1	NR	995	0	NR
480	97	NR	610	979	NR	740	28	NR	870	1	NR	1000	0	NR
485	105	NR	615	943	NR	745	24	NR	875	0	NR			

REPORT NUMBER: SP1-2407-157-2

Melanopic Flux vs. Wavelength



Melanopic Lumens: NR

M/P: 1.71

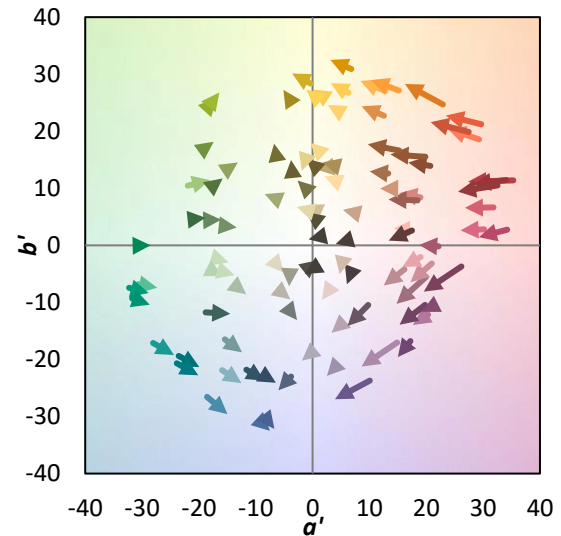
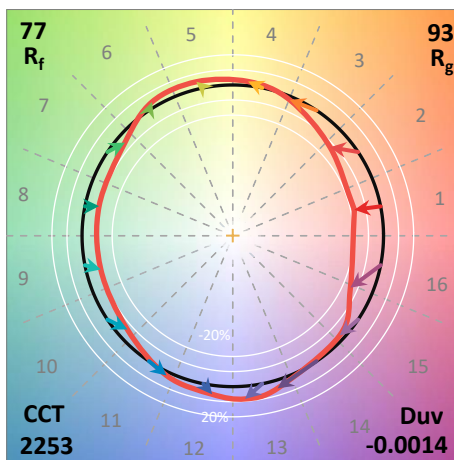
λ (nm)	Power W [^] /nm	Lumens (φ/nm)	λ (nm)	Power W [^] /nm	Lumens (φ/nm)	λ (nm)	Power W [^] /nm	Lumens (φ/nm)	λ (nm)	Power W [^] /nm	Lumens (φ/nm)	λ (nm)	Power W [^] /nm	Lumens (φ/nm)
360	0	NR	490	117	NR	620	896	NR	750	20	NR	880	0	NR
365	0	NR	495	137	NR	625	838	NR	755	17	NR	885	0	NR
370	0	NR	500	160	NR	630	774	NR	760	14	NR	890	0	NR
375	0	NR	505	183	NR	635	704	NR	765	12	NR	895	0	NR
380	0	NR	510	202	NR	640	635	NR	770	10	NR	900	0	NR
385	0	NR	515	219	NR	645	565	NR	775	9	NR	905	0	NR
390	0	NR	520	235	NR	650	501	NR	780	7	NR	910	0	NR
395	0	NR	525	249	NR	655	440	NR	785	6	NR	915	0	NR
400	0	NR	530	263	NR	660	383	NR	790	5	NR	920	0	NR
405	0	NR	535	281	NR	665	332	NR	795	5	NR	925	0	NR
410	1	NR	540	302	NR	670	286	NR	800	4	NR	930	0	NR
415	3	NR	545	331	NR	675	245	NR	805	3	NR	935	0	NR
420	6	NR	550	366	NR	680	210	NR	810	3	NR	940	0	NR
425	12	NR	555	411	NR	685	178	NR	815	3	NR	945	0	NR
430	21	NR	560	469	NR	690	152	NR	820	2	NR	950	0	NR
435	38	NR	565	536	NR	695	129	NR	825	2	NR	955	0	NR
440	66	NR	570	614	NR	700	109	NR	830	2	NR	960	0	NR
445	122	NR	575	701	NR	705	92	NR	835	1	NR	965	0	NR
450	215	NR	580	785	NR	710	77	NR	840	1	NR	970	0	NR
455	236	NR	585	863	NR	715	66	NR	845	1	NR	975	0	NR
460	170	NR	590	928	NR	720	55	NR	850	1	NR	980	0	NR
465	148	NR	595	971	NR	725	47	NR	855	1	NR	985	0	NR
470	132	NR	600	994	NR	730	40	NR	860	1	NR	990	0	NR
475	104	NR	605	996	NR	735	33	NR	865	1	NR	995	0	NR
480	97	NR	610	979	NR	740	28	NR	870	1	NR	1000	0	NR
485	105	NR	615	943	NR	745	24	NR	875	0	NR			

Summary

$R_f = 76.9$
 $R_g = 92.7$
 $CIE R_a = 70.6$
 $R_g = -36.0$



Color Vector Graphics



Individual Sample Fidelity Index ($R_{f,i}$)

CES01 = 87	CES26 = 76	CES51 = 88	CES76 = 78
CES02 = 65	CES27 = 94	CES52 = 85	CES77 = 75
CES03 = 32	CES28 = 93	CES53 = 80	CES78 = 79
CES04 = 72	CES29 = 81	CES54 = 86	CES79 = 82
CES05 = 51	CES30 = 91	CES55 = 83	CES80 = 81
CES06 = 52	CES31 = 83	CES56 = 77	CES81 = 51
CES07 = 44	CES32 = 75	CES57 = 75	CES82 = 92
CES08 = 42	CES33 = 88	CES58 = 76	CES83 = 88
CES09 = 29	CES34 = 88	CES59 = 84	CES84 = 90
CES10 = 79	CES35 = 94	CES60 = 91	CES85 = 65
CES11 = 62	CES36 = 90	CES61 = 82	CES86 = 48
CES12 = 68	CES37 = 97	CES62 = 91	CES87 = 76
CES13 = 45	CES38 = 98	CES63 = 86	CES88 = 78
CES14 = 75	CES39 = 97	CES64 = 70	CES89 = 61
CES15 = 72	CES40 = 94	CES65 = 71	CES90 = 80
CES16 = 48	CES41 = 95	CES66 = 71	CES91 = 80
CES17 = 51	CES42 = 89	CES67 = 70	CES92 = 51
CES18 = 57	CES43 = 80	CES68 = 74	CES93 = 68
CES19 = 74	CES44 = 99	CES69 = 84	CES94 = 44
CES20 = 68	CES45 = 83	CES70 = 72	CES95 = 66
CES21 = 88	CES46 = 81	CES71 = 75	CES96 = 75
CES22 = 81	CES47 = 88	CES72 = 89	CES97 = 76
CES23 = 92	CES48 = 73	CES73 = 68	CES98 = 72
CES24 = 92	CES49 = 82	CES74 = 85	CES99 = 63
CES25 = 73	CES50 = 87	CES75 = 80	



Color Rendition by Hue-Angle Bin



Measure Comparisons



(END OF REPORT)